

OFFICE BEARERS AND THEIR E-MAIL ADDRESSES

S.No.	Name	Position	E-mail
1.	Prof. dr. Bart Schultz, The Netherlands (1999-2002)	President	bart.schultz@bwd.rws.minvenw.nl
2.	Sr. Ricardo Segura Graino, Spain (1999-2002)	Vice President	ricardo.segura@sgpo.mma.es
3.	Ir. Keizrul bin Abdullah, Malaysia (1999-2002)	Vice President	kpjps@smtp.moa.my
4.	Prof. Dr. F. Ligetvari, Hungary (1999-2002)	Vice President	ligetvari@wem.date.hu
5.	Prof. Soon-kuk Kwun, Korea (2000-2003)	Vice President	skkwun@plaza.snu.ac.kr
6.	Dr. Chandra A. Madramootoo, Canada (2000-2003)	Vice President	madramootoo@macdonald.mcgill.ca
7.	Prof. Hector M. Malano, Australia (2000-2003)	Vice President	h.malano@devtech.unimelb.au
8.	Dr. S. Taniyama, Japan, (2001-2004)	Vice President	tani@mbp.sphere.ne.jp
9.	Ing. Manuel Contijoch Escontria, Mexico (2001-2004)	Vice President	Mcontijoch@ingenieros.com.mx
10.	Dr. S. Nairizi, Iran (2001-2004)	Vice President	toossab@emamreza.net
11.	Dr. C.D. Thatte, India (1998-2003)	Secretary General	icid@icid.org

Past and Future Meetings of IEC and Congresses of ICID

IEC Meetings			ICID Congresses		
Number	Year	Venue	Congress	Year	Venue
48	1997	Oxford, Great Britain	10	1978	Athens, Greece
49	1998	Bali, Indonesia	11	1981	Rabat, Morocco
50	1999	Granada, Spain	12	1984	Fort Collins, USA
51	2000	Cape Town, South Africa	13	1987	Casablanca, Morocco
52	2001	Seoul, Korea	14	1990	Rio de Janeiro, Brazil
53	2002	Montreal, Canada	15	1993	The Hague, The Netherlands
54	2003	Montpellier, France	16	1996	Cairo, Egypt
55	2004	Moscow, Russia	17	1999	Granada, Spain
56	2005	Beijing, China	18	2002	Montreal, Canada
57	2006	Kuala Lumpur, Malaysia	19	2005	Beijing, China

WORKBODY CHAIRPERSONS AND THEIR E-MAIL ADDRESSES

S. No.	Chairperson's Name	Workbody	E-mail Addresses (as on 1 May 2002)
Permanent Committees			
1.	Dr. Dia El Din El Quosy (Egypt)	Permanent Committee on Strategy Planning and Organizational Affairs (PCSPOA)	dia_el_quosy@hotmail.com
2.	Prof. C. Fasso (Italy)	Permanent Committee for Technical Activities (PCTA)	cosfasso@tin.it
3.	Dr.(Mrs.) Fatma Abdel Rahman Attia (Egypt)	Permanent Finance Committee (PFC)	f-attia@link.net
Regional Working Groups			
4.	Dr. W. Dirksen (Germany)	European Regional Working Group	wdirksen@gmx.de
5.	Engr. I.K. Musa (Nigeria)	African Regional Working Group (AFRWG)	nincid@hyperia.com
6.	Mr. Keizrul bin Abdullah (Malaysia)	Asian Regional Working Group (ASRWG)	kpjps@smtp.moa.my
7.	Dr. Ricardo A.L. Brito (Brazil)	Latin American Regional Working Group (LARWG)	rbrito@cnpmembrappa.br
Committee/Working Group/Work Team under PCSPOA			
8.	Mr. Aly M. Shady (Canada)	Committee on Congresses/ Conferences (C-CONGR)	ALY_SHADY@acdi-cida.gc.ca
9.	Dr. Gao Zhanyi (China)	Working Group on Young Irrigation Professionals Forum (WG-YPF)	zygao@mwr.gov.cn
10.	Mr. Peter S. Lee (UK)	Special Work Team on Aral Sea Basin (ST-ARAL)	peter.lee@mottmac-india.com
Working Groups under Theme "Research and Technology"			
11.	Mr. Joh'n Hennessy (UK)	ICID Journal Editorial Board (EB-JOUR)	johnhennessy@icid.freemove.co.uk
12.	Mr. B.N. Navalawala (India)	Research and Development (WG-R&D)	secywr@mowr.delhi.nic.in bnn@nic.in
13.	Mr. M.N. Bhutta (Pakistan)	IPTRID Advisory Committee (AC-IPTRID)	nbhutta@brain.net.pk iwasri@brain.net.pk
14.	Prof. Paul van Hofwegen (Netherlands)	Capacity Building, Training and Education (WG-CBTE)	paulvanhofwegen@planet.nl hof@ihe.nl
15.	Dr. E. Gordon Kruse (USA)	Coordination of Dictionaries (WG-CD)	kruse@wmu.aerc.colostate.edu
Working Groups under Theme "Policy"			
16.	Prof. H. Fahlbusch (Germany)	History of Irrigation, Drainage and Flood Control (WG-HIST)	fahlbusch@fh-luebeck.de
17.	Mr. J. van Duivendijk (Netherlands)	Comprehensive Approaches to Flood Management (WG-CAFM)	ivanduiv@telebyte.nl
18.	Dr.(Mrs.) Indreswari Guritno (Indonesia)	Environmental Impacts of Irrigation, Drainage and Flood Control Projects (WG-ENV)	indri.P.Guritno@bakernet.com
19.	Mr. Larry D. Stephens (USA)	Committee on Public Relations and Publications (C-PR&P)	stephens@uscid.org
20.	Eng. Hussein El-Atfy (Egypt)	WatSave Work Team (WT-WATS)	elatfy@mwr.gov.eg
21.	Dr. S. Nairizi (Iran)	Irrigated Agriculture under Drought and Water Scarcity (WG-IADWS)	toosab@emamreza.net
22.	Dr. Thierry Rieu (France)	Socio-Economic Impacts and Policy Issues (WG-SOCIO)	thierry.rieu@cemagref.fr

Working Groups under Theme “Systems”			
23.	Dr. Alain Vidal (FAO)	Integrated Land and Water Resources Management (WG- ILWRM)	alain.vidal@fao.org
24.	Dr. M.G. Bos (Netherlands)	Irrigation and Drainage Performance (WG-PERF)	m.g.bos@ilri.agro.nl
25.	Dr. William F. Vlotman (Netherlands)	Drainage (WG-DRG)	w.f.vlotman@alterra.wag-ur.nl vlotman@worldonline.nl
26.	Dr. Hector Malano (Australia)	Development and Management of Irrigation Systems (WG-DMIS)	hmm@fritz.devtech.unimelb.edu.au
Working Groups falling under Theme “ON-FARM”			
27.	Dr. Ragab Ragab (UK)	Sustainable Use of Natural Resources for Crop Production (WG-CROP)	R.Ragab@ua.nwl.ac.uk
28.	Dr. Ragab Ragab (UK)	Use of Poor Quality Water for Irrigation (WT-PQW)	R.Ragab@ua.nwl.ac.uk
29.	Prof. F. Ligetvari (Hungary)	On-Farm Irrigation Systems (WG- ON-FARM)	ligetvari@wem.date.hu
30.	Dr. Park, Sang Hyun (Korea, Rep. of)	Sustainable Development of Tidal Areas (WG-SDTA)	pshpark@karico.co.kr

ICID MEMBER COMMITTEES CONTACTS

(as on 1 May 2002)

S. No.	Member Committee	Acronym	Name and Designation of the Contact Person	E-mail/Fax/Tel.
1.	Argentina	ARCID	Ing. Victor Pochat Under Secretary	ssrh@miv.gov.ar ; vpochat@mecon.gov.ar
2.	Australia	ANCID	Mr. John Mapson Secretary/Treasurer	johnmap@g-mwater.com.au
3.	Austria	AUNCID	Prof. Dr. Andreas Klik Secretary	klik@mail.boku.ac.at
4.	Bangladesh	BANCID	Mr. Kazi Golam Mustofa Member-Secretary	jrcb@citechco.net
5.	Brazil	ABID	Ing. Fernando Antonio Rodriguez Vice President	frodriguez@uol.com.br
6.	Bulgaria	BNCID	Mrs. Sonia Chehlarova- Simeonova	bncid@mail.netplus.bg
7.	Canada	CANCID	Mr. Laurie C. Tollefson Secretary - Treasurer	tollefsonl@em.agr.ca ; colin_lovegrove@acdi-cida.gc.ca ; cwrnat@grandriver.on.ca
8.	Chile	CHICID	Mr. Jorge Blanco Gulvez Secretary	doh@mop.cl or riego@mop.cl
9.	China	CNCID	Mrs. Jianxin Mu Executive Secretary	cncid@iwhr.com
10.	Chinese Taipei	CTCID	Prof. Yih-Chi Tan Secretary General	yctan@ccms.ntu.edu.tw
11.	Colombia	HIMAT	Dr. Fernando Cepeda President	scijg@sci.org.co ; mvnoova@multi.net.co
12.	Croatia	CRCID	Mr. Ante Bagic Dipl. Ing. Secretary	dromic@agr.hr
13.	Cyprus	CYCID	Mr. Vlassis Partassidos Secretary	roc-dwd@cytanet.com.cy
14.	Czech Rep.	CZNC- ICID	Dr. Mojmir Soukup, Secretary	soukup@vumop.tel.cz
15.	Egypt	ENCID	Eng. Hussien El-Atfy Secretary	encid@link.com.eg
16.	Ethiopia	ETCID	Mr. Getaneh Assefa Secretary	l_mekonen@hotmail.com
17.	Finland	FINCID	Prof. Pertti Vakkilainen Chairman	helena.ajjo@salaojakeskus.fi ; pertti.vakkilainen@water.hut.fi
18.	France	AFEID	Mr. François Lacroix, Secrétaire Général	francois.lacroix@cemagref.fr ; alain.vidal@fao.org
19.	Germany	GECID	Prof. Dr.-Ing. Joachim Quast Secretary	gecid@zalf.de
20.	Great Britain	BNC-ICID	Mr. Christopher Kiely Secretary	christopher.kiely@ice.org.uk
21.	Greece	GRCID	Prof. Dr. A. Poulouvassilis Chairman	Tel : +30 1 342 6011
22.	Guyana	GUCID	The Permanent Secretary	guyagri@sdp.org.gy
23.	Hungary	HUCID	Dr. Laszlo Hayde Secretary	hayde@eik.bme.hu
24.	India	INCID	Mr. M.S. Menon Member-Secretary	wappower@ndb.vsnl.net.in ; incid2000@vsnl.com

25.	Indonesia	INACID	Dr. Roestam Sjarief Secretary General	inacid@kbw.go.id , inacid2@kbw.go.id , inacid3@kbw.go.id
26.	Iran	IRNCID	Dr. S.A. Assadollahi Secretary	IRNCID@neda.net.ir
27.	Ireland	IRCID	Mr. Mark Adamson Secretary	mark.adamson@opw.ie
28.	Israel	ISCID	Dr. Y. Shevah Secretary	tahalcmp@netvision.net.il
29.	Italy	ITAL-ICID	D.ssa M. Elisa Venezian Scarascia, Secretary General	italicid@libero.it
30.	Japan	JNC-ICID	Mr. Harumi Saito Secretary General	jncid@nm.maff.go.jp
31.	Jordan	JORCID	Mr. Suliman Al-Ghazawi, Chairman	jva@amranie.gov.jo
32.	Kenya	KENCID	Mr. Philip Olum, Gnl. Mgr.	Fax: 2542-723392
33.	Korea	KCID-ICID	Dr. Kim, Chae Soo Secretary General	kcid@karico.co.kr
34.	Lithuania	LNCID	Dr. Antanas Maziliauskas President	Antanas.Maziliauskas@nora.lzua.lt , ALGIS@eko.lzua.lt
35.	Macedonia	MAKCID	Prof. dr. sc. Zvonimir Vukelic President	vukelic@stobi.ga.ukim.edu.mk
36.	Malawi	MALCID	Mr. Yappy Silungwe, Principal Irrigation Engineer	malawincid@malawi.net
37.	Malaysia	MANCID	Mr. Mohd. Azhari bin Ghazalli Secretary	mancid@smtp.moa.my , jps96@pop.moa.my , jps02@pop.moa.my
38.	Mexico	MXCID	Dr. Luis Rendón Pimentel, President	gssaavedra@sgo.can.gob.mx
39.	Morocco	ANAFID	Mr. Bouhamidi Mustapha, Secretary General	anafid@acdum.net.ma
40.	Morocco	MOCID	Mr. Rui Fernando Mayor Gonzalez, Secretary	Fax : +258 415 865
41.	Myanmar	MYAMA	H.E. U. Olm Myint, Chairman	Fax: +95 01 663 984
42.	Nepal	NENCID	Member Secretary	cadi@lalitpur.wlink.com.np
43.	Netherlands	NETHCID	Prof. dr. Bart Schultz	bart.schultz@bwd.rws.minvenw.nl
44.	Nigeria	NINCID	Engr. I.K. Musa, Chairman	info@nincid.com
45.	Pakistan	PANCID	Mr. Riaz Ahmed Khan, Chairman	Pakfloodcommission@hotmail.com
46.	Philippines	PNC-ICID	Mr. Dominador D. Pascua, Secretary	pncicid@edsamail.com.ph
47.	Poland	POCID	Prof. W. Mioduszewski, Secretary General	w.mioduszewski@muz.edu.pl
48.	Portugal	PNCID	Eng. Aderito de Jesus Mendes, Secretary	aderito@tote.inag.pt
49.	Romania	CNRID	Prof. Dr. Ion Nicolaescu, President	niccola@ecoland.ro
50.	Russia	RUCID	Ms. Irena G. Bondarik, Secretary General	ibond@online.ru , rusiptrid@mail.ru
51.	Saudi Arabia	SACID	Eng. Ali A. Al-Buwarthan, Director	Aliwrthan@hida.gov.sa ; hidaextdep@hotmail.com
52.	Slovak Republic	SKNC- ICID	Mr. Peter Stradiot Secretary	stradiot@vuzh.sk ; vuzh@vuzh.sk ; hribik@vuzh.sk
53.	Slovenia	SINCID	Prof. Dr. Brane Maticic, President	SDNO-SINCID@quest.arnes.si ; brane.maticic@quest.arnes.si

A - 315

54.	South Africa	SANCID	Mr. C.M. Stimie, Secretary	cmstimie@ing1.agric.za ; sancid@wrc.org.za
55.	Spain	CEYRD	Dr. José A. Ortiz Fdz.-Urrutia, Executive Secretary	aeryd@serina.es ; ja.ortiz@iies.es
56.	Sri Lanka	SLNICID	Eng. L.T. Wijesuriya Chairman	id-dgi@mail2.lanka.net
57.	Sudan	SNCID	Mr. S.A. Hidaytalla, Chairman	Tel : +249 11 773838; +241 51 42255
58.	Switzerland	CH- AGRID	Prof. A. Musy, President	michele.tendon@dgr.epfl.ch , andre.musy@dgr.epfl.ch
59.	Syria	SYCID	H.E. Eng. M.R. Martini Chairman	irrigation.min@net.sy
60.	Tajikistan	TAJCID	Mr. Abdukokhir Nazirov	Fax : +992 372 212031 / 210356
61.	Tanzania	TANCID	Eng. Mbogo Futakamba Interim Secretary	irrigation@kilimo.go.tz
62.	Thailand	THAICID	Mr. Charoon "Kamolratana", Secretary General	ppd@intranet.rid.go.th ; thaicid@mail.rid.go.th ; ffd@rid.go.th ; orathai98@excite.com
63.	Turkey	TUCID	Mr. Mumtaz Turfan, Chairman	dogana@dsi.gov.tr , hasano@dsi.gov.tr
64.	Ukraine	UKCID	Dr. Peter Kovalenko, President	ukricid@reclamation.org.ua
65.	USA	USCID	Mr. Larry D. Stephens, Executive Vice President	stephens@uscid.org
66.	Uzbekistan	UZCID	Mr. Abrar A. Kadirov, Secretary	dukh@icwc-aral.uz
67.	Vietnam	VICID	Mr. Dao Trong Tu, Deputy Director	mard-icd-tu@netnam.org.vn
68.	Zambia	ZACID	Mr. I.M. Akayombokwa	dfsilh@zamnet.zm

IMPORTANT INFORMATION ABOUT ICID NETWORK COUNTRIES

(Arranged in descending order of irrigated area)

Sl. No.	Country	GNP Per Capita (1999) (US \$)	Economic Status (1999)	Total Geographical Area (1998) (Mha)	Irrigated Area (1998) (Mha)	Drained Area (2000) (Mha)	Arable & Perm. Crop Area (APC) (1998) (Mha)	% of APC to Geog. Area (1998) (%)	% of Irrigated Area to APC (%)	Population (1999) (Million)	Population in Agriculture (1999) (Million) (%)		Population Density with ref. to Total Geographical Area (1999) (People/Sq.km)	Population Density with ref. to APC (1999) (People/Sq.km)	Food Production (Cereals) (1999) (MT)	Productivity for Cereals (1999) (Kg/ha)
1	2	3	4	5	6	7	8	9	10	11	12	13	14	15	16	17
	AFRICA															
1	Egypt	1400	LM	100.10	3.30	3.00	3.30	3.30	100.00	67.20	25.00	37.20	67	2036	19.50	7032
2	Sudan	330	L	250.60	1.90	0.56	16.90	6.74	11.24	28.90	17.90	61.94	12	171	3.70	532
3	South Africa	3160	UM	122.10	1.30	NA	15.80	12.94	8.23	39.90	5.90	14.79	33	253	9.60	2139
4	Morocco	1200	LM	44.70	1.20	0.12	9.90	22.15	12.12	27.90	10.50	37.63	62	282	3.80	746
5	Madagascar	250	L	58.70	1.00	NA	3.10	5.28	32.26	15.50	11.60	74.84	26	500	2.80	1971
6	Algeria	1550	LM	238.20	0.50	0.06	8.20	3.44	6.10	30.80	7.40	24.03	13	376	1.50	815
7	Libya	NA	UM	175.90	0.40	NA	2.10	1.19	19.05	5.50	0.40	7.27	3	262	0.20	768
8	Tunisia	2100	LM	16.30	0.30	0.08	4.90	30.06	6.12	9.50	2.40	25.26	58	194	1.80	1355
9	Nigeria	310	L	92.30	0.20	0.00	30.73	33.29	0.65	108.90	37.30	34.25	118	354	23.20	1194
10	Tanzania	240	L	94.50	0.10	NA	4.70	4.97	2.13	32.80	25.80	78.66	35	698	3.90	1261
11	Ethiopia	100	L	110.40	0.10	0.02	10.50	9.51	0.95	61.10	50.60	82.82	55	582	8.40	NA
12	Zimbabwe	520	L	39.00	0.10	NA	3.30	8.46	3.03	11.50	7.30	63.48	29	348	1.90	1044
13	Mozambique	230	L	80.10	0.10	NA	3.30	4.12	3.03	19.30	14.70	76.17	24	585	1.70	869
14	Ivory Coast	710	L	32.20	0.07	NA	7.30	22.70	0.96	14.50	7.30	50.34	45	199	1.80	1130
15	Senegal	510	L	19.70	0.07	0.04	2.30	11.68	3.04	9.20	6.80	73.91	47	400	0.90	746
16	Angola	220	L	124.60	0.07	NA	3.50	2.81	2.00	12.50	9.00	72.00	10	357	0.50	619
17	Kenya	360	L	58.00	0.06	0.00	4.50	7.76	1.33	29.50	22.40	75.93	51	656	2.50	1350
18	Zambia	320	L	75.20	0.04	NA	5.20	6.91	0.77	9.00	6.30	70.00	12	173	1.00	1391
19	Burkina Faso	240	L	27.40	0.02	NA	3.40	12.41	0.59	11.60	1.10	9.48	42	341	2.60	887
20	Malawi	190	L	11.80	0.02	NA	2.00	16.95	1.00	10.60	8.30	78.30	90	530	2.60	1684
21	Mauritius	3540	UM	0.20	0.02	NA	0.10	50.00	20.00	1.10	0.10	9.09	550	1100	NA	NA
22	Sao-Tome Prn.	270	L	0.09	0.01	NA	0.04	44.44	25.00	0.10	NA	NA	111	250	0.00	2124
23	Uganda	320	L	24.10	0.01	0.00	6.80	28.22	0.15	21.10	16.80	79.62	88	310	1.90	1422
24	Ghana	390	L	23.80	0.01	NA	5.30	22.27	0.19	19.70	11.10	56.35	83	372	1.60	1292
	Sub-Total			1819.99	10.90	3.88	157.17	7.11	6.94	597.70	306.00	51.19	33	380	97.40	1471

A-317

Sl. No.	Country	GNP Per Capita	Economic Status	Total Geographical Area	Irrigated Area	Drained Area	Arable & Perm. Crop Area (APC)	% of APC to Geog. Area	% of Irrigated Area to APC	Population	Population in Agriculture		Population Density with ref. to Total Geographical Area (1999)	Population Density with ref. to APC (1999)	Food Production (Cereals) (1999)	Productivity for Cereals (1999)
		(1999)	(1999)	(1998)	(1998)	(2000)	(1998)	(1998)	(%)	(%)	(1999)	(1999)	(%)	(People/Sq.km)	(People/Sq.km)	(MT)
		(US \$)		(Mha)	(Mha)	(Mha)	(Mha)	(%)	(%)	(Million)	(Million)	(%)	(People/Sq.km)	(People/Sq.km)	(MT)	(Kg/ha)
1	2	3	4	5	6	7	8	9	10	11	12	13	14	15	16	17
	AMERICAS															
25	USA	30600	H	936.30	21.40	47.50	179.00	19.12	11.96	276.00	6.30	2.28	29	154	336.00	5735
26	Mexico	4400	UM	195.80	6.50	5.20	27.30	13.94	23.81	97.40	23.70	24.33	50	357	28.60	2843
27	Brazil	4420	UM	854.70	2.60	1.28	65.30	7.64	3.98	168.00	28.60	17.02	20	257	47.60	2731
28	Chile	4740	UM	75.60	1.80	0.01	2.20	2.91	81.82	15.00	2.30	15.33	20	682	2.10	4061
29	Argentina	7600	UM	278.00	1.50	0.13	27.20	9.78	5.51	36.60	4.00	10.93	13	135	33.40	3380
30	Peru	2390	LM	128.50	1.10	0.08	4.10	3.19	26.83	25.20	7.70	30.56	20	615	3.30	3113
31	Colombia	2250	LM	113.80	0.80	0.23	4.00	3.51	20.00	41.60	9.00	21.63	37	1040	3.20	3059
32	Ecuador	1310	LM	28.30	0.80	0.05	3.00	10.60	26.67	12.40	3.50	28.23	44	413	1.80	2102
33	Cuba	NA	NA	11.00	0.80	0.02	4.40	40.00	18.18	11.10	1.80	16.22	101	252	0.50	2240
34	Canada	19320	H	997.00	0.70	9.46	45.70	4.58	1.53	30.90	0.80	2.59	3	68	53.70	3083
35	Honduras	760	LM	11.20	0.70	0.06	2.00	17.86	35.00	6.30	2.30	36.51	56	315	0.50	1171
36	Venezuela	3670	UM	91.20	0.50	0.31	3.40	3.73	14.71	23.70	2.60	10.97	26	697	2.00	3245
37	Dominican Rep.	1910	LM	4.80	0.20	0.03	1.50	31.25	13.33	8.40	1.50	17.86	175	560	0.60	3959
38	Guyana	760	LM	21.40	0.10	0.15	0.49	2.29	20.41	0.90	0.20	22.22	4	184	0.60	4086
39	Suriname	NA	NA	16.30	0.05	0.05	0.06	0.37	83.33	0.40	0.10	25.00	2	667	0.10	3606
40	Panama	3070	UM	7.50	0.03	NA	0.60	8.00	5.00	2.80	0.70	25.00	37	467	0.30	2262
	Sub-Total			3771.40	39.58	64.56	370.25	9.93	10.69	756.70	95.10	12.56	20	204	514.30	3167.25
	ASIA															
41	India	450	L	328.70	59.00	5.80	169.50	51.57	34.81	998.00	553.20	55.43	304	589	230.00	2264
42	China	780	LM	959.60	52.50	20.00	135.30	14.10	38.80	1266.80	855.10	67.50	132	936	457.00	4882
43	Pakistan	470	L	79.60	18.00	6.00	22.00	27.64	81.82	152.30	78.00	51.21	191	692	26.60	2129
44	Iran	1760	LM	163.30	7.50	0.04	18.30	11.21	40.98	66.80	18.40	27.54	41	365	13.80	1861
45	Indonesia	580	L	190.40	4.80	0.27	30.90	16.23	15.53	209.30	93.70	44.77	110	677	58.60	3891
46	Thailand	1960	LM	51.30	4.70	0.15	20.30	39.57	23.15	60.90	30.30	49.75	119	300	28.10	2459
47	Turkey	2900	LM	77.40	4.20	3.14	29.10	37.60	14.43	65.50	20.50	31.30	85	225	30.20	2255
48	Bangladesh	370	L	14.40	3.80	1.50	8.20	56.94	46.34	126.90	72.00	56.74	881	1548	31.80	2791
49	Iraq	NA	NA	43.80	3.50	1.54	5.50	12.56	63.64	22.50	2.40	10.67	51	409	1.60	545
50	Viet Nam	370	L	33.10	3.00	1.00	7.20	21.75	41.67	78.70	53.30	67.73	238	1093	33.10	3977
51	Japan	32230	H	37.70	2.60	3.66	4.90	13.00	53.06	126.50	5.40	4.27	336	2582	12.20	5998
52	Kazakhstan	1230	LM	271.70	2.30	NA	30.10	11.08	7.64	16.30	3.30	20.25	6	54	14.20	1304

A-318

Sl. No.	Country	GNP Per Capita	Economic Status	Total Geographical Area	Irrigated Area	Drained Area	Arable & Perm. Crop Area (APC)	% of APC to Geog. Area	% of Irrigated Area to APC	Population	Population in Agriculture		Population Density with ref. to Total Geographical Area (1999)	Population Density with ref. to APC (1999)	Food Production (Cereals) (1999)	Productivity for Cereals (1999)
		(1999)	(1999)	(1998)	(1998)	(2000)	(1998)	(1998)	(%)	(%)	(1999)	(Million)	(%)	(People/Sq.km)	(People/Sq.km)	(MT)
		(US \$)		(Mha)	(Mha)	(Mha)	(Mha)	(%)	(%)	(Million)	(Million)	(%)	(People/Sq.km)	(People/Sq.km)	(MT)	(Kg/ha)
1	2	3	4	5	6	7	8	9	10	11	12	13	14	15	16	17
53	Turkmenistan	660	L	48.80	1.80	1.03	1.60	3.28	112.50	4.40	1.50	34.09	9	275	1.50	1996
54	Saudi Arabia	6900	UM	214.90	1.60	0.04	3.80	1.77	42.11	20.90	2.20	10.53	10	550	2.40	4147
55	Philippines	1020	LM	30.00	1.50	1.47	9.90	33.00	15.15	74.50	29.70	39.87	248	753	16.00	2400
56	Myanmar	NA	NA	67.60	1.50	0.19	10.10	14.94	14.85	45.00	31.80	70.67	67	446	17.60	2934
57	Syria	970	LM	18.50	1.20	0.27	5.50	29.73	21.82	15.70	4.50	28.66	85	285	3.20	1255
58	Korea Rep.	8490	UM	9.90	1.10	1.15	1.90	19.19	57.89	46.50	4.30	9.25	470	2447	7.60	6553
59	Nepal	220	L	14.70	1.10	0.09	2.90	19.73	37.93	23.40	21.80	93.16	159	807	6.40	1987
60	Kyrgyzstan	300	L	19.80	1.00	NA	1.40	7.07	71.43	4.70	1.20	25.53	24	336	1.60	2629
61	Tajikistan	290	L	14.30	0.70	0.32	0.80	5.59	87.50	6.10	2.10	34.43	43	763	0.50	1806
62	Sri Lanka	820	LM	6.50	0.60	0.03	1.80	27.69	33.33	18.60	8.70	46.77	286	1033	2.70	3156
63	Chinese Taipei*	12439	H	3.60	0.38	0.73	0.99	27.50	38.38	21.47	3.70	17.23	596	2169	1.57	3951
64	Malaysia	3400	UM	32.90	0.30	0.36	7.60	23.10	3.95	21.80	4.00	18.35	66	287	1.90	2826
65	Israel	16310	H	2.10	0.10	0.10	0.40	19.05	25.00	6.10	0.20	3.28	290	1525	0.09	1200
66	Lebanon	3700	UM	1.00	0.10	0.01	0.30	30.00	33.33	3.20	0.10	3.13	320	1067	0.09	2396
67	Jordan	1500	LM	8.90	0.07	0.01	0.30	3.37	23.33	4.80	0.60	12.50	54	1600	0.02	257
	Sub-Total			2744.50	178.95	48.90	530.59	19.33	33.73	3507.67	1902.00	54.22	128	661	1000.37	2735.15
	OCEANIA															
68	Australia	20050	H	774.10	2.40	2.17	53.10	6.86	4.52	18.70	0.90	4.81	2	35	31.10	1945
69	New Zealand	13780	H	29.00	0.20	NA	3.20	11.03	6.25	3.80	0.30	7.89	13	119	8.60	5549
	Sub-Total			803.10	2.60	2.17	56.30	7.01	4.62	22.50	1.20	5.33	3	40	39.70	3747.00
	EUROPE															
70	Russia	2270	LM	1707.50	4.60	7.40	127.90	7.49	3.60	147.20	15.80	10.73	9	115	53.70	1192
71	Uzbekistan	720	L	44.70	4.20	2.82	4.80	10.74	87.50	23.90	6.80	28.45	53	498	4.30	2480
72	Spain	14000	H	50.50	3.60	NA	19.00	37.62	18.95	39.60	3.10	7.83	78	208	17.90	2705
73	Romania	1520	LM	23.80	2.80	3.40	9.80	41.18	28.57	22.40	3.70	16.52	94	229	15.70	3051
74	Italy	19710	H	30.10	2.60	2.94	10.90	36.21	23.85	57.30	3.20	5.58	190	526	21.00	5038
75	Ukraine	750	L	60.30	2.40	NA	34.00	56.38	7.06	50.60	8.30	16.40	84	149	23.70	1995
76	France	23480	H	55.10	2.00	2.50	19.40	35.21	10.31	58.90	2.10	3.57	107	304	64.70	7248
77	Greece	11770	H	13.10	1.40	0.52	3.90	29.77	35.90	10.60	1.50	14.15	81	272	4.50	3616
78	Bulgaria	1380	LM	11.00	0.80	0.08	4.50	40.91	17.78	8.30	0.70	8.43	75	184	4.80	3055

A-319

Sl. No.	Country	GNP Per Capita	Economic Status	Total Geographical Area	Irrigated Area	Drained Area	Arable & Perm. Crop Area (APC)	% of APC to Geog. Area	% of Irrigated Area to APC	Population	Population in Agriculture		Population Density with ref. to Total Geographical Area (1999)	Population Density with ref. to APC (1999)	Food Production (Cereals) (1999)	Productivity for Cereals (1999)
		(1999)	(1999)	(1998)	(1998)	(2000)	(1998)	(1998)		(1999)	(1999)		(People/Sq.km)	(People/Sq.km)	(MT)	(Kg/ha)
		(US \$)		(Mha)	(Mha)	(Mha)	(Mha)	(%)	(%)	(Million)	(Million)	(%)	(People/Sq.km)	(People/Sq.km)	(MT)	(Kg/ha)
1	2	3	4	5	6	7	8	9	10	11	12	13	14	15	16	17
79	Portugal	10600	H	9.10	0.60	0.04	2.50	27.47	24.00	9.80	1.50	15.31	108	392	1.80	2877
80	Netherlands	24320	H	4.00	0.50	3.00	0.90	22.50	55.56	15.70	0.50	3.18	393	1744	1.30	7042
81	Germany	25350	H	35.60	0.40	4.90	12.00	33.71	3.33	82.20	2.10	2.55	231	685	44.30	6679
82	Denmark	32030	H	4.30	0.40	1.50	2.30	53.49	17.39	5.20	0.20	3.85	121	226	8.60	5887
83	Hungary	4650	UM	9.30	0.20	2.32	5.00	53.76	4.00	10.10	1.20	11.88	109	202	11.30	4703
84	Slovak Republic	3590	UM	4.90	0.10	NA	1.60	32.65	6.25	5.40	0.50	9.26	110	338	2.80	3916
85	UK	22640	H	24.40	0.10	4.65	6.40	26.23	1.56	59.00	1.10	1.86	242	922	22.00	7025
86	Poland	3960	UM	32.30	0.10	4.20	14.30	44.27	0.70	38.70	7.80	20.16	120	271	25.70	2959
87	Finland	23780	H	33.80	0.06	2.50	3.00	8.88	2.00	5.20	0.30	5.77	15	173	3.40	2926
88	Macedonia	1690	LM	2.50	0.05	NA	0.60	24.00	8.33	2.00	0.30	15.00	80	333	0.70	3314
89	Cyprus	1690	LM	0.90	0.04	0.02	0.10	11.11	40.00	0.80	0.07	8.75	89	800	0.70	2911
90	Belgium	24570	H	3.30	0.04	0.27	0.80	24.24	5.00	10.60	0.20	1.89	321	1325	2.30	7163
91	Switzerland	38350	H	4.10	0.02	0.16	0.40	9.76	5.00	7.30	0.50	6.85	178	1825	1.00	5928
92	Czech Rep.	5060	UM	7.80	0.02	0.40	3.30	42.31	0.61	10.30	0.90	8.74	132	312	7.00	4405
93	Lithuania	2620	LM	6.50	0.01	2.62	3.00	46.15	0.30	3.70	0.60	16.22	57	123	2.10	1990
94	Austria	25970	H	8.30	0.004	0.21	1.40	16.87	0.29	8.20	0.40	4.88	99	586	4.70	5887
95	Croatia	4580	UM	5.60	0.003	0.76	1.40	25.00	0.21	4.50	0.40	8.89	80	321	2.80	4613
96	Slovenia	9890	H	2.00	0.002	0.12	0.20	10.00	1.00	2.00	0.04	2.00	100	1000	0.40	5108
97	Ireland	19160	H	7.00	NA	1.15	1.30	18.57	NA	3.70	0.40	10.81	53	285	2.00	7091
	Sub-Total			2194.80	27.05	47.33	293.40	13.38	9.22	699.50	63.81	9.13	32	238	353.20	4132.61

Summary Statistics

Sl. No.	Continent	Economic Status	Total Geographical Area (1998) (Mha)	Irrigated Area (1998) (Mha)	Drained Area (2000) (Mha)	Arable & Perm. Crop Area (APC) (1998) (Mha)	% of APC to Geog. Area	% of Irrigated Area to APC	Population (1999) (Million)	Population in Agriculture (1999) (Million)	Population Density with ref. To Total Geographical Area (1999) (People/Sq.km)	Area with No System (Mha)	Population Density with ref. to APC (1999) (People/Sq.km)	Food Production (Cereals) (1999) (MT)
1	2	3	4	5	6	7	8	9	10	11	12	13	14	15
1	America	L=0	3771.40	39.58	64.56	370.25	9.82	10.69	756.70	95.10	20	266.11	204	514.30
2	Asia	L=9	2744.50	178.95	48.90	530.59	19.33	33.73	3507.67	1902.00	128	302.74	661	1000.37
3	Europe	L=2	2194.80	27.05	48.48	293.40	13.37	9.18	703.20	63.81	32	217.87	238	355.20
4	Africa	L=17	1819.99	10.90	3.88	157.17	8.64	6.94	597.70	306.00	33	142.39	380	97.40
5	Oceania	L=0	803.10	2.60	2.17	56.30	7.01	4.62	22.50	1.20	3	51.53	40	39.70
	Total (97 countries)	L = 28	11333.79	259.08	167.99	1407.71	12.42	18.40	5587.77	2368.11	49	980.64	397	2006.97
	WORLD	L=50	13386.70	271.10	190.00	1511.70	11.29	17.93	5978.40	2575.50	45	1050.60	395	2064.10
	% (97 Countries to World)	* 56	84.66	95.57	88.42	93.12			93.47	91.95		93.34		97.23

* This percentage is with reference to 130 countries as listed in World Development Report (2000/ 2001)

Sources : World Development Report (2000/ 2001)
FAO Production Year Book (1999)
ICID Publication (2000)

Note : (1) Number of ICID participating countries = 97
(2) NA = Not Available; Mha = Million Hectare; MT = Million Tons
(3) L = Low; LM = Lower Middle; UM = Upper Middle; H = High

Schedule of Program

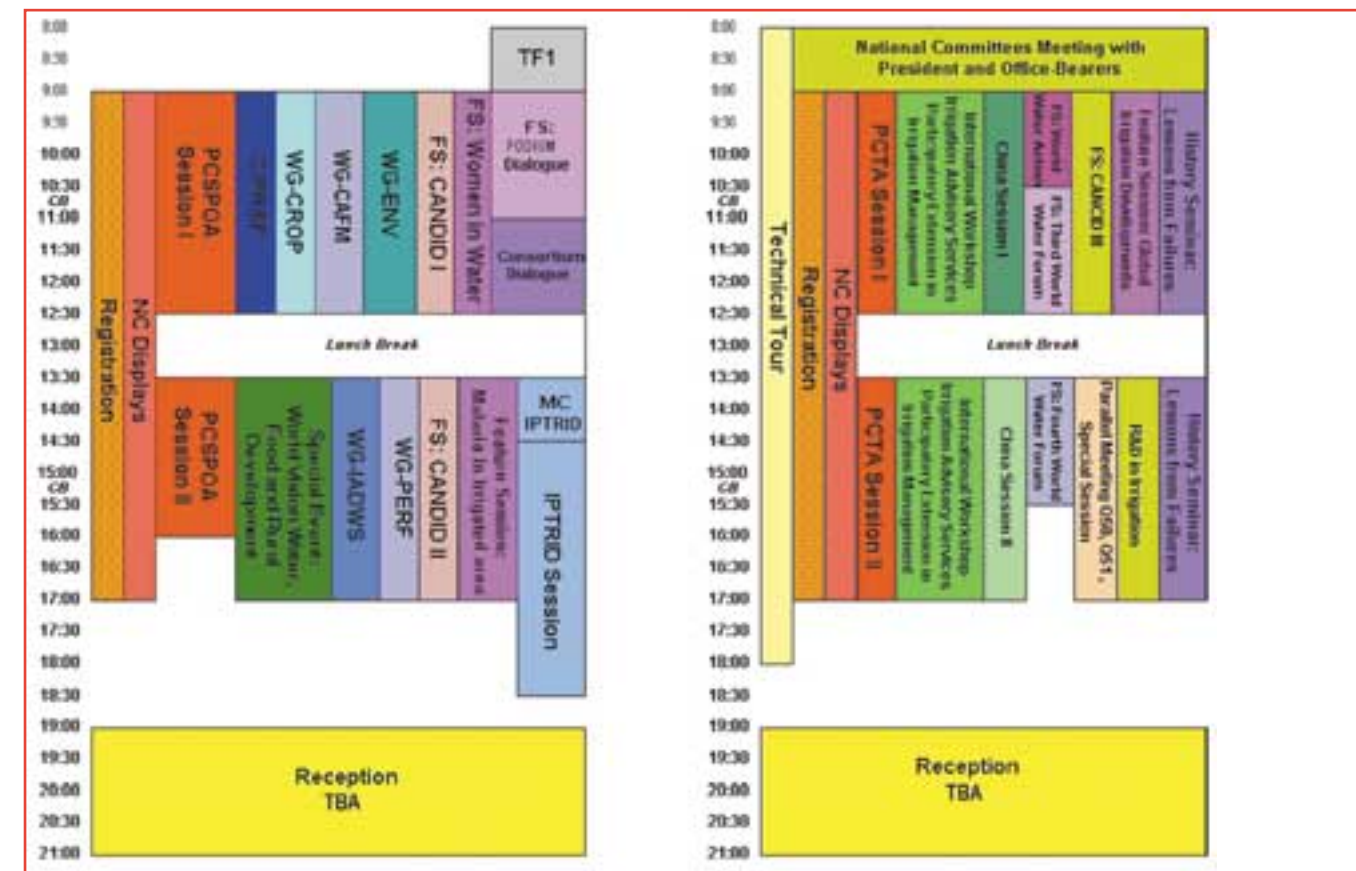
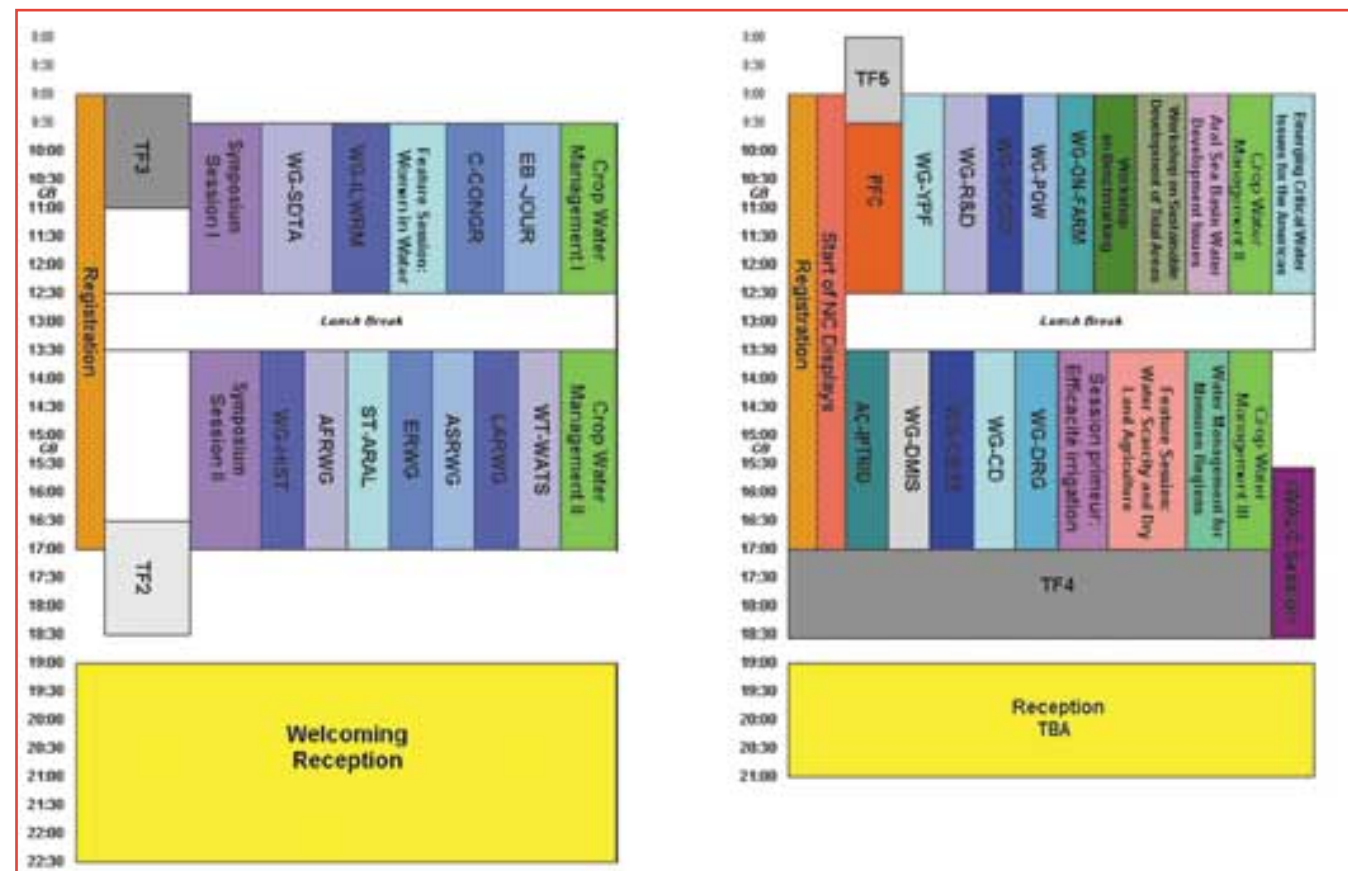
Sunday 21 July, 2002

Monday 22 July, 2002

Schedule of Program

Tuesday 23 July, 2002

Wednesday 24 July, 2002



Sunday 21 July, 2002		Monday 22 July, 2002	
09.00 – 17.00	Registration	09.00 – 17.00	Registration
09.00 – 11.00	Task Force (TF3) Position Paper on Socio-Economic Sustainability of Services	09.00 – 17.00	Start of NC Displays
09.30 – 12.30	Symposium – Privatization of irrigation and drainage schemes – Session I	08.00 – 09.30	Task Force (TF5) Appropriate Decision-Making Procedures for New Dams
09.30 – 12.30	Sustainable Development of Tidal Swamps and Estuaries (WG-SDTA)	09.30 – 12.30	Permanent Finance Committee (PFC)
09.30 – 12.30	Committee on Congresses Conferences (C-CONGR)	09.00 – 12.30	Young Irrigation Professionals (WG-YPPF)
09.30 – 12.30	ICID Journal Editorial Board (EB-JOUR)	09.00 – 12.30	Research & Development (WG-R&D)
09.30 – 12.30	Integrated Land and Water (WG-ILWRM)	09.00 – 12.30	Socio-Economic Impacts & Policy (WG-SOCIO)
09.30 – 12.30	Feature Session: Women in Water and Eng.	09.00 – 12.30	Poor Quality Water for Irrigation (WG-PQW)
09.30 – 12.30	Crop Water Management I	09.00 – 12.30	On-Farm Irrigation Systems (WG-ON-FARM)
12.30 – 13.30	Lunch Break	09.00 – 12.30	Workshop on Benchmarking
13.30 – 17.00	Symposium – Session II	09.00 – 12.30	Sustainable Development of Tidal Areas
13.30 – 17.00	History of Irrigation, Drainage and Flood Control (WG-HIST)	09.00 – 12.30	Aral Sea Basin: Water Development Issues
13.30 – 17.00	African Regional Working Group (AFRWG)	09.00 – 12.30	Crop Water Management III
13.30 – 17.00	Aral Sea Basin (ST-ARAL)	09.00 – 12.30	Emerging Critical Water Issues, Americas
13.30 – 17.00	European Regional Working Group (ERWG)	12.30 – 13.30	Lunch Break
13.30 – 17.00	Asian Regional Working Group (ASRWG)	13.30 – 17.00	Crop Water Management IV
13.30 – 17.00	Latin American Regional (LARWG)	13.30 – 17.00	Water Management for Monsoons Regions
13.30 – 17.00	WATSAVE Work Team (WT-WATS)	13.30 – 17.00	IPTRID Advisory Committee (AC-IPTRID)
13.30 – 17.00	Crop Water Management II	13.30 – 17.00	Development and Management of Irrigation System (WG-DMIS)
16.30 – 18.30	Task Force (TF2) on Global Issues related to food Production, Security and Trade	13.30 – 17.00	Capacity Building Training Education (WG-CBTE)
19.00 – 22.30	Welcoming Reception	13.30 – 17.00	Co-ordination of Dictionaries (WG-CD)
		13.30 – 17.00	Feature Session: Irrigation Efficiency
		13.30 – 17.00	Working Group on Drainage (WG-DRG)
		13.30 – 17.00	Feature Session: Water Scarcity and Dry Land Agriculture – ICARDA, WatSave WT, IADWS
		15.30 – 18.30	IWALC Session
		17.00 – 18.30	Task Force (TF4) on Benchmarking of Irrigation and Drainage Projects
		19.00 – 21.00	Reception to be Announced

Tuesday 23 July, 2002		Wednesday 24 July, 2002	
09.00 – 17.00	Registration	08.00 – 18.00	One-day technical tour
09.00 – 17.00	NC Displays	08.00 – 09.00	NC Meeting with President and Office Bearers
08.00 – 09.00	Task Force (TF1) ICID Inputs for the 3rd World Water Forum and Task Forces	09.00 – 17.00	Registration
09.30 – 12.30	PC Strategy Planning and Organizational Affairs (PCSPOA) – Session I	09.00 – 17.00	NC Displays
09.00 – 12.30	Public Relations and Publications (C-PR&P)	09.00 – 12.30	PC Technical Activities (PCTA) – Session I
09.00 – 12.30	Sustainable Use of Natural Resources for Crop Production (WG-CROP)	09.00 – 12.30	Irrigation Advisory Services and Participatory Extension in Irrigation Management
09.00 – 12.30	Comprehensive Approaches of Non-Structural Aspects of Flood Management (WG-CAFM)	09.00 – 12.30	Global Irrigation Developments
09.00 – 12.30	Environmental Impacts of Irrigation, Drainage and Flood Control Projects (WG-ENV)	09.00 – 12.30	China Session I
09.00 – 12.30	Feature Session: CANCID I	09.00 – 12.30	Feature Session: CANCID III
09.00 – 11.30	Feature Session: PODIUM, and Dialogue	09.00 – 10.30	Feature Session: World Water Action
11.30 – 12.30	Consortium - Dialogue	10.30 – 12.30	Feature Session: Third World Water Forum
12.30 – 13.30	Lunch Break	09.00 – 12.30	Seminar: Lessons Learned from Failures in irrigation, drainage and flood control
13.30 – 16.00	PC Strategy Planning and Organizational Affairs (PCSPOA) – Session II	12.30 – 13.30	Lunch Break
13.30 – 17.00	Feature Session: CANCID II	13.30 – 17.00	PC Technical Activities (PCTA) – Session II
13.30 – 17.00	Irrigated Agriculture under Drought and Water Scarcity (WG-IADWS)	13.30 – 17.00	Irrigation Advisory Services and Participatory Extension in Irrigation Management
13.30 – 17.00	Irrigation & Drainage Performance (WG-PERF)	13.30 – 17.00	China Session II
13.30 – 17.00	Feature Session: Malaria in Irrigated Area	13.30 – 17.00	Session Officers, Panel Experts of Question 50, Question 51 and Special Session
13.30 – 14.30	IPTRID Management Committee (MC-IPTRID)	13.30 – 17.00	Special Session Research and development in irrigation, drainage and flood control
14.30 – 18.30	Feature Session: IPTRID Session	13.30 – 17.00	Seminar: Lessons Learned from Failures in irrigation, drainage and flood control
13.30 – 17.30	Special Event: The world vision for water, food and rural development in the year 2025	13.30 – 15.30	Feature Session: Fourth World Water Forum
19.00 – 21.00	Reception to be Announced	19.00 – 21.00	Reception to be Announced

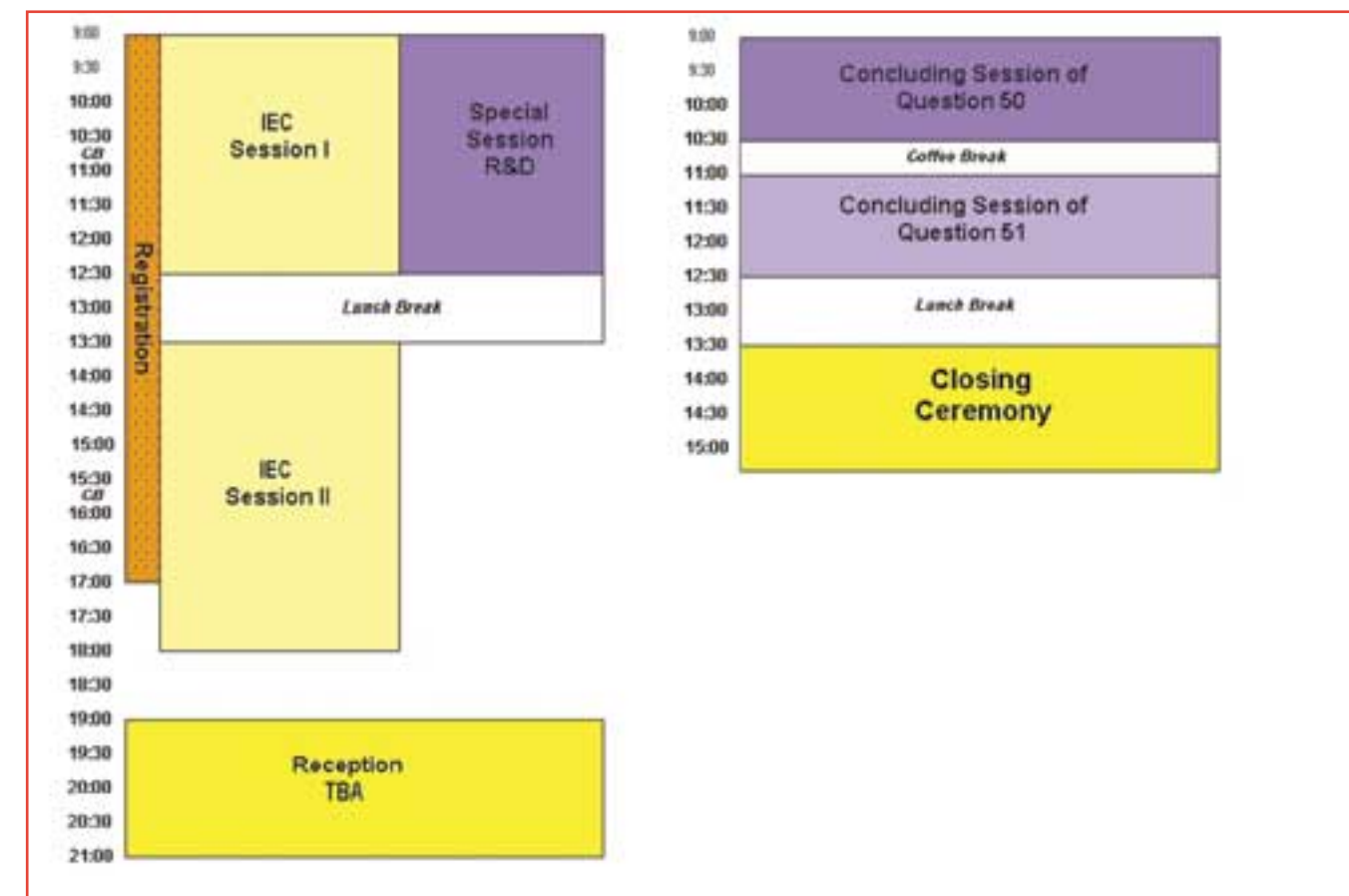
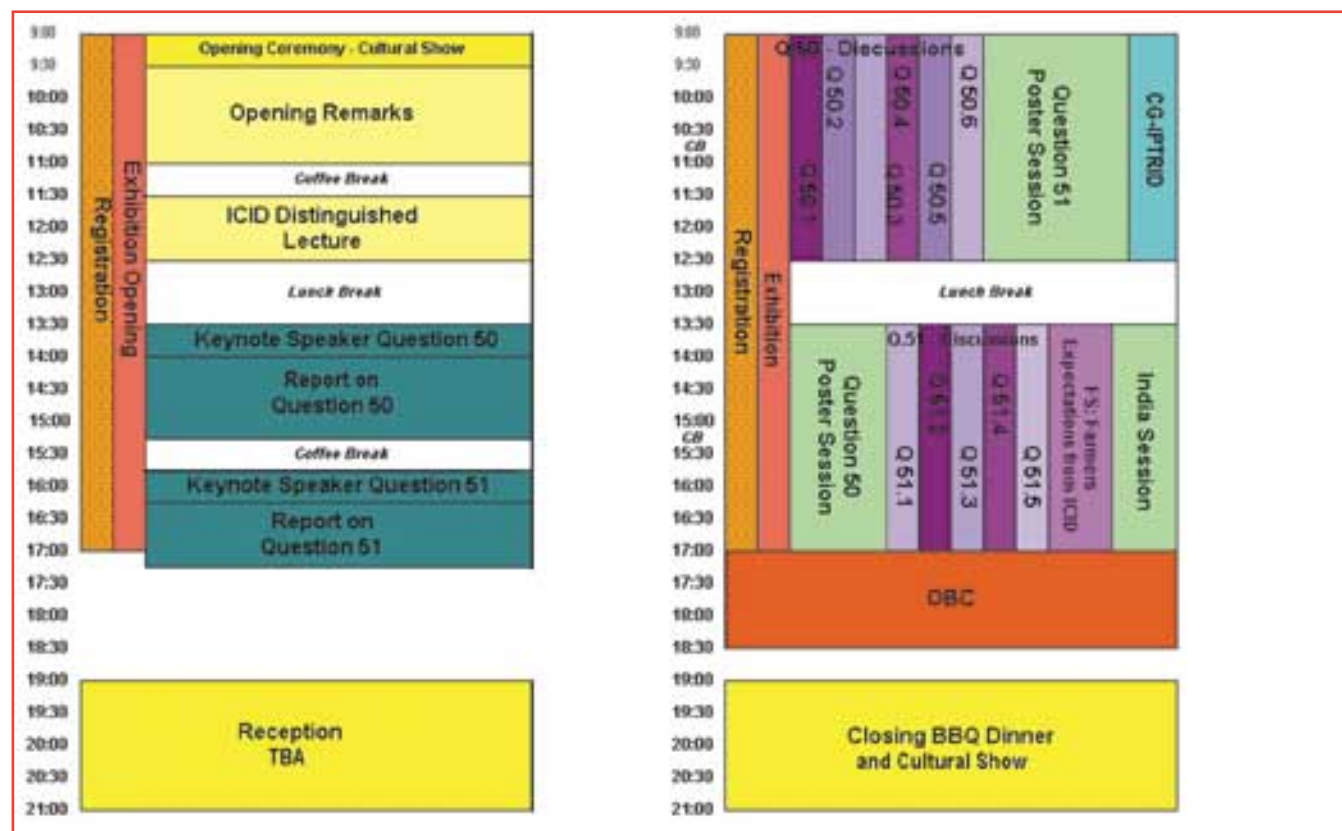
Schedule of Preliminary Program

Thursday 25 July, 2002

Friday 26 July, 2002

Saturday 27 July, 2002

Sunday July 28, 2002



Thursday 25 July, 2002

Friday 26 July, 2002

09.00 – 17.00	Registration
09.00 – 17.00	Exhibition Opening
09.00 – 12.30	Opening Ceremony
09.00 – 09.30	Cultural Show
09.30 – 11.00	Opening remarks and welcoming addresses by the Chairman of the Organizing Committee, President of ICID and Minister of Agriculture and Agri-Food, Canada
11.00 – 11.30	Coffee Break
11.30 – 12.30	ICID Distinguished Lecturer
12.30 – 13.30	Lunch Break
13.30 – 14.00	Keynote Speaker for Question 50
14.00 – 15.15	Presentation of General Report by the General Reporter for Question 50
15.15 – 15.45	Coffee Break
15.45 – 16.15	Keynote Speaker for Question 51
16.15 – 17.15	Presentation of General Report by the General Reporter for Question 51
19.00 – 21.00	Reception to be Announced

09.00 – 17.00	Registration
09.00 – 17.00	Exhibition
09.00 – 12.30	Question 50 – Discussions in Parallel Sessions on Sub-topics
	Q 50.1 Projections and trends in water availability for agriculture up to 2020
	Q 50.2 Economic policy and legal instruments for managing scarce water resources
	Q 50.3 Technologies for improved irrigation efficiencies and conservation
	Q 50.4 Participatory management in irrigation and drainage
	Q 50.5 Handling competition for water among various economic sectors and the environment
	Q 50.6 Augmenting irrigation water supplies with lower quality water
09.00 – 12.30	Question 51 – Poster Session
09.00 – 17.00	Feature Session: CG-IPTRID
12.30 – 13.30	Lunch Break
13.30 – 17.00	Question 51 – Discussions in Parallel Sessions on Sub-topics
	Q 51.1 Elements of national and regional policies
	Q 51.2 Integrated land and water resources development and management
	Q 51.3 Implementing irrigation, drainage and flood control Strategies within the water sector
	Q 51.4 Ensuring stakeholder participation in decision making
	Q 51.5 Demographics for water resources development
13.30 – 17.00	Question 50 – Poster Session
13.30 – 17.00	Feature Session: Farmers Expectations
13.30 – 17.00	India Session
17.00 – 18.30	Office Bearers Committee (OBC)
17.00	Closing of Exhibition
19.00 – 21.00	Closing BBQ Dinner & Cultural Show

Saturday 27 July, 2002

Sunday July 28, 2002

09.00 – 17.00	Registration
09.00 – 12.30	International Executive Council (IEC) Meeting – Session I
09.00 – 12.30	Special Session – Research and development in irrigation, drainage and flood control
	Keynote Address for Special Session, General Report for Special Session, Paper Presentation and Open Discussions
12.30 – 13.30	Lunch Break
13.30 – 18.00	International Executive Council (IEC) Meeting – Session II
19.00 – 21.00	Reception to be Announced

09.00 – 10.30	Concluding Session of Question 50
10.30 – 11.00	Coffee Break
11.00 – 12.30	Concluding Session of Question 51
12.30 – 13.30	Lunch Break
13.30 – 15.35	Closing Ceremony
13.30 – 13.40	Presentation of Conclusions and Recommendations of 18th Congress by Secretary General
13.40 – 13.45	Presentation of Montreal Declaration
13.45 – 13.55	Presentation of Awards, Plaques, and Recognition
13.55 – 14.05	Bob Rangeley
14.05 – 14.20	Video Film
14.20 – 14.25	Best National Committee Award
14.25 – 14.45	Address by President, ICID
14.45 – 15.00	Address by President Elect
15.00 – 15.05	Address by Chairman of National Organizing Committee
15.05 – 15.35	Farewell Cultural Show